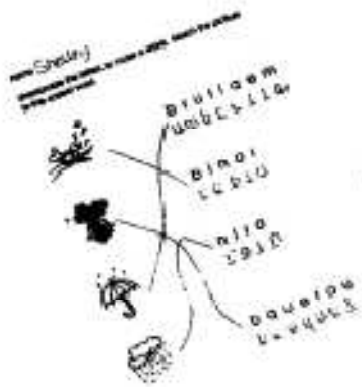


Unscramble This!

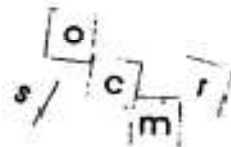
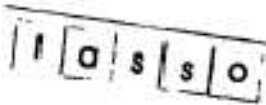
Making Sense Out of Words

Mystery Words




Word Surgery

Place on the lines in the word classrooms
Cut along the lines. Use these letters around to make new words. How many words can you find?



Sentence Masterpiece



name write
Use some or all of these words to make a logical sentence.



by The K-Crew

Bonnie Jackson and Shelley Vaughn

Unscramble This!

Making Sense Out of Words

by The K-Crew
Bonnie Jackson and Shelley Vaughn

This book contains activities for the Word center that allow students to manipulate letters and words to increase reading fluency and flexibility while developing vocabulary.

Unscramble This!

Making Sense Out of Words

This book consists of three sections of activities designed to be used in whole group or small group instruction, as well as independent practice during literacy centers. As the teacher, you may "pick and choose" which activities meet your students' needs.

In each of the three sections, students will work with letters and words to create meaning. In the "Mystery Words" section, students will become Word Detectives. Using picture clues, they will unscramble letters to make words. In the "Word Surgery" section, students will become Word Doctors. Given letters for thematic vocabulary words, students will dissect, examine, and put back together those letters to make new words. In the "Sentence Masterpiece" section, students will become Word Artists. They take words and artfully arrange them to create sentence masterpieces.

To use these activities, simply make a copy for each student.

Mystery Words

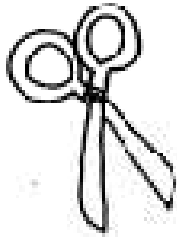
In this section, you will find pages with picture clues and scrambled words. Students will become Word Detectives to unscramble the letters and match the words to the pictures.

To aid students in correct spelling, make sure you have these vocabulary words displayed somewhere in the classroom. If you are already using "Stamp Words & Writing Prompts" by The K-Crew in your writing center, these vocabulary words are already printed out for you.

You may want to copy these pages on overhead transparencies to use with your class or even use manipulative letters with a pocket chart.

name

Unscramble the letters to make a word. Match the picture to the correct word.



l e u g

— — — —



s i s o c s r s

— — — — — — — —



n o y c r a

— — — — —



l i p e c n

— — — — —

Word Surgery

In this section students become Word Doctors, cutting apart the letters of a thematic word, then using those letters to create new words. Each thematic vocabulary word page will contain the completed word at the top and the boxed letters at the bottom. Students will cut apart the letters and manipulate them to create numerous new words. (An abridged list of the vocabulary words and their "new" words is in this section.)

You will also find a "word recording sheet" for students who are ready to record their findings. Students may want to compile a notebook of these recording sheets to be used as a reading or writing reference.

We suggest that you do these activities with a group before expecting students to perform them independently. You may manipulate the letters on the board, the floor, the overhead, or in a pocket chart. For this reason we have included separate pages of boxed letters (capital and lowercase). These are perfect for pocket charts and thick transparency film.

Vocabulary Words and Their "New" Words

This is a list to help you get started with finding new words within the vocabulary words

August	gust, gas, sat, tug, tags, at, a
classrooms	class, room, moo, cram as, loom, so, lasso, slam, clams
backpack	back, pack, cap, cab
lunch kit	lunch, kit, hit, lit, nit, knit, tin, kin, chin, hint
pencils	pen, lines, slip, lips, clip, sip, nip
teacher	tea, teach, eat, ate, heat, he, her, heart, tear, each, reach
playground	play, ground, plan, round, do, lap, lay, gray, day, prod, pad, pond, pound
school bus	school, bus, cool, cub, sub, hub, bush
families	am, same, smile, safe, lies, flies, files, miles, seal
father	fat, her, at, hat, rat, the, he, ate, eat, tea, rate, far, tar, tear, fear, feat, fate
mother	moth, her, he, the, rot, hot, hem
brother	the, he, her, rob, rot, robe
sister	is, rest, resist, it, sit, site
babysitter	baby, sitter, sit, bit, batter, bite, tab, rat, sat, bat, by, say, bay, ray
gingerbread man	ginger, bread, man, brain, read, ring, ding, manger, manager, red, near, bird, gear, rain, brain, name, mane, main, grab, greed
Goldilocks	gold, lock, sock, God, dog, sold, slick, doll, go, I, solid, solo, old
September	met, bet, set, pet, me, be, trees, bee, beets
autumn	nut, tan, an, man, tuna, at, mat

Name

How many words can you find with ...

1 letter	
2 letters	
3 letters	
4 letters	
5 or more letters	

backpack

These are the letters in the word:

Cut apart the letters. Now move them around to make new words. How many words can you find?

b	p	k	c
a	a	c	k

Sentence Masterpiece

In this section, you will find two resources, scrambled sentences and word cards. Once students have shown ability in creating and manipulating letters and words, they can become Word Artists.

In these activities, students are given words that may be arranged to create meaningful sentences. Students may use some or all of the given words to create sentences. Some of the word banks will even contain extra or illogical words. Most students will be able to create different sentences using the same words. This should be encouraged, as well as demonstrated during group instruction.

We suggest using the corresponding word cards during group instruction BEFORE expecting students to perform these activities independently in literacy centers. The word cards may be enlarged and copied on cardstock for use with pocket charts or on thick transparency film for use with an overhead projector. Use the word cards to physically demonstrate how to move words around to create logical sentences.

Challenge students to create more than one sentence with each group of words. Discuss how the meaning of each sentence changes with the slightest change of words.

Encourage your students to HAVE FUN with words.

name

Use some or all of these words to make a logical sentence.

red The ball is

The	red	is	ball	.
-----	-----	----	------	---

The	yellow	is	sun	.
-----	--------	----	-----	---