
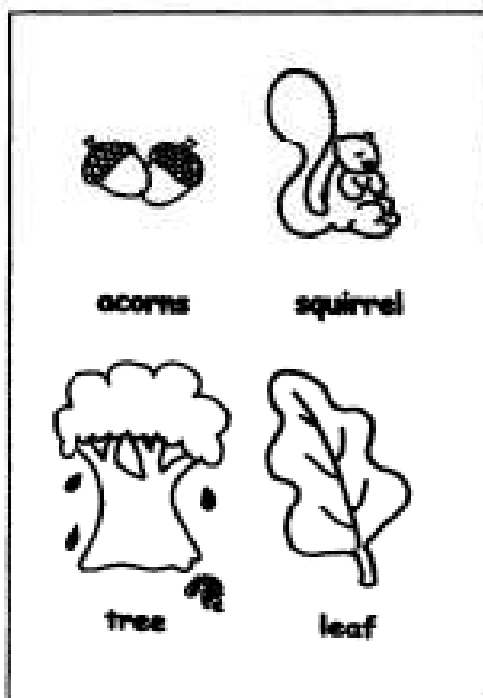


# Stamp Words & Writing Prompts For Every Unit



By The K-Crew

Bonnie Jackson & Shelley Vaughn

## **Stamp Words**

To create the "stamp word" folders, you will need blank file folders, rubber cement, and copy of the unit's stamp words.

1. Make a copy of each unit's stamp words.
2. Glue the pages to the inside of the file folder.
3. Laminate for durability.
4. Hang them up and watch your students go to work!

Directions for the students:

1. Choose a stamp word from the word bank.
2. Illustrate the picture on your own paper.
3. Carefully stamp each letter to duplicate the word beneath your own illustration.

To view students using "stamp words" you may visit our website at the following address:  
[www.thekcrew.net/writingcenter.html](http://www.thekcrew.net/writingcenter.html)

## **Writing Prompts**

To use the writing prompts, you will simply need to make a copy of the desired prompt for each student. Students respond by illustrating and completing the starter. Students may compile these pages in a folder, if preferred.

# Stamp Words & Writing Prompts for Units

Back to School  
Gingerbread Man  
Nursery Rhymes  
Folk Tales  
Fall  
Apples  
Farm  
Pumpkins & Spiders  
Indians & Pilgrims  
Christmas  
New Year's Party  
Alaska  
Winter  
Dinosaurs  
Valentine's Day  
Texas  
Cowboys & Rodeo  
Easter/Eggs  
Spring  
Insects  
Plants  
Solar System  
Ocean



**scissors**



**glue**



**pencil**



**crayon**

**Name:**

**Date:**

**This is the way I go to school.**

0-9-0-9-5-4-3-2-1-...



**blast-off!**




**astronaut**



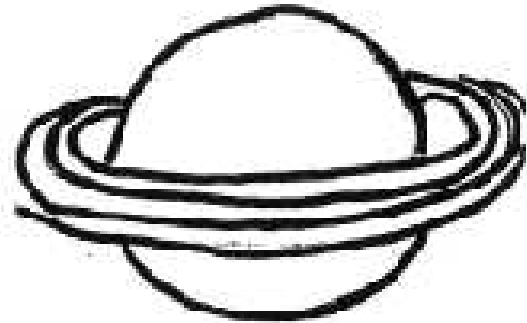
**moon**




**planets**



**rocket ship**



**Saturn**



**Jupiter**

**Name:**

**Date:**

**My favorite planet is . . .**