

Stamp Words 2

\$25.00



Perfect
for Pre-K!

By The K-Crew

Bonnie Jackson & Shelley Vaughn

How to use Stamp Words 2

1. Choose stamp word pages which correspond with your unit of study as well as student ability. You may wish to choose a variety of difficulty levels to meet the needs of your students.
2. Xerox enough copies for each student
3. Place stamp word pages in the writing center with ink pads and letter stamps.

Directions for students:

1. Choose a stamp word page.
2. Look at the letter in the box. Find the corresponding letter stamp and stamp it in the box below. Repeat until you've stamped the entire word.

Contents

There are over 100 blackline masters in this book.

School

bus, teacher, glue, pencil,
crayon

Family

mom, dad, sister, brother,
baby, pets

Five Senses

touch, taste, see, smell, hear

Fall

acorns, leaf, tree, sweater

Apples

seeds, apple, core, tree

Farm

farmer, barn, goat, cow,
pig, horse, hen

Halloween

pumpkin, spider, web

Thanksgiving

turkey, Pilgrim, cabin, Indian,
teepee

Christmas

Santa, Rudolph, elf, gift,
holly, angel

Winter

snowman, cap, scarf, jacket,
mittens

Alaska

Eskimo, igloo, parka, mukluk,
moose

Valentine's Day

cupid, card, heart, love, kiss,
mailbox

Texas/Rodeo

Texas, flag, cowboy, hat,
vest, chaps, boot, spurs,
lariat, cattle, cactus, coyote,
fire

Easter/Spring

egg, basket, bunny, chick,
showers, bouquet, robin

Plants

hoe, rake, petals, roots,
stem, leaf, worm

Space

rocket, star, moon, Jupiter,
Saturn, Earth


Insects

insect, ladybug, egg

Ocean

beach, ball, shells, shovel, pail,
boat, octopus, shark, fish


Name: _____



b	u	s
----------	----------	----------

--	--	--


Name: _____



s	c	a	r	f
----------	----------	----------	----------	----------

--	--	--	--	--

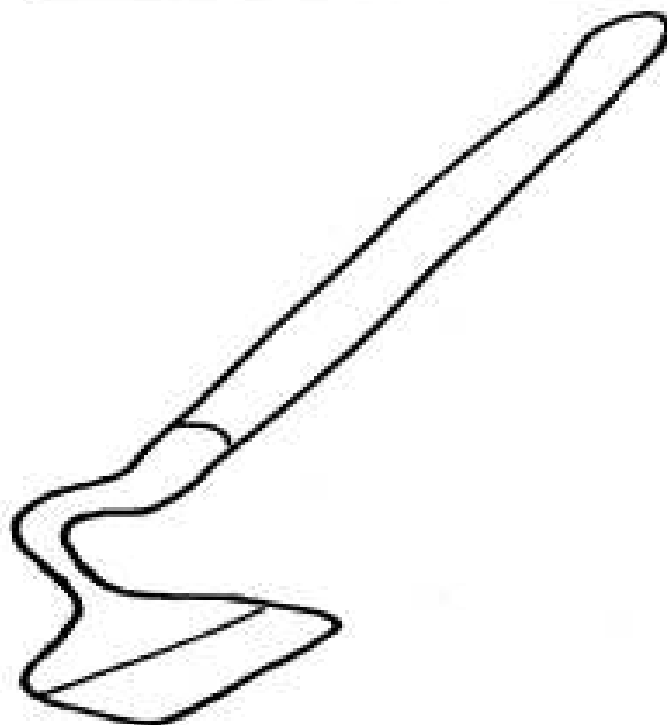
Name: _____



c	a	c	t	u	s
----------	----------	----------	----------	----------	----------

--	--	--	--	--	--

Name: _____



h	o	e
----------	----------	----------

--	--	--


Name: _____



E	a	r	t	h
----------	----------	----------	----------	----------

--	--	--	--	--


Name: _____



b	o	a	t
----------	----------	----------	----------

--	--	--	--

Name: _____



h	e	a	r	t
----------	----------	----------	----------	----------

--	--	--	--	--