


It's SEW FUN!



50 Patterns Perfect for the Sewing Center

By The K-crew, Inc.
Bonnie Jackson and Shelley Vaughn

www.thekcrew.net

IT'S SEW FUN!

50 Patterns Perfect for the Sewing Center

These patterns were created for use in the sewing center. Students will trace, cut, hole punch, and lace the shapes. Students may lace yarn through the holes of one shape or may "sew" around the edges of two shapes creating a seam. Many of these patterns can also be sewn into hand or finger "puppets" or "props" for the storytelling or drama center.

Some of the patterns in this book have been reduced in size for copy clarity. You may want to enlarge some of the patterns according to your students' fine motor abilities.


These patterns may be duplicated:

1. On cardstock or poster board to create "master" patterns. Students could use these "master" patterns to trace and cut out their own shapes, punch the holes, and lace.
2. On construction paper for each student. This eliminates the "tracing" step. Students could then simply cut out their own shapes, punch the holes, and lace.


These patterns are organized thematically:

circle	triangle	house	lunch kit
gingerbread man	bear	apple	tree
owl	squirrel	leaf	farmer
barn	duck	cow	pig
pumpkin	bat	cat	turkey
Mayflower	Pilgrim hat	Christmas tree	candy cane
bell	ornament	gift	Santa hat/clown hat
stocking/mukluk	mitten	igloo	snowman
penguin	dinosaur	clown	circus tent
Texas	cowboy hat	cactus	boot
bunny	Easter egg	umbrella	flower
bird	butterfly	ladybug	pail
seashell	fish		

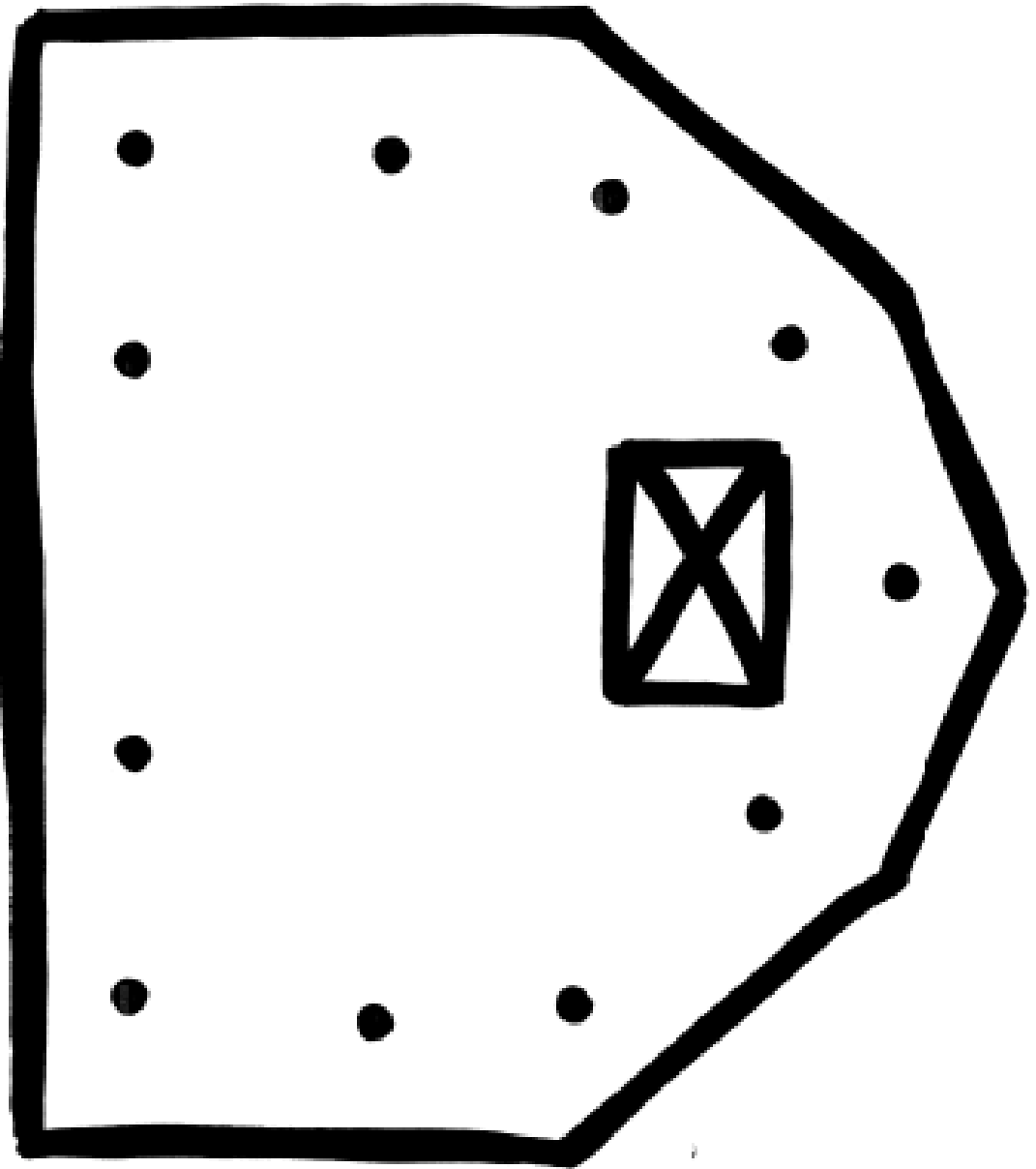
Circle




Bear



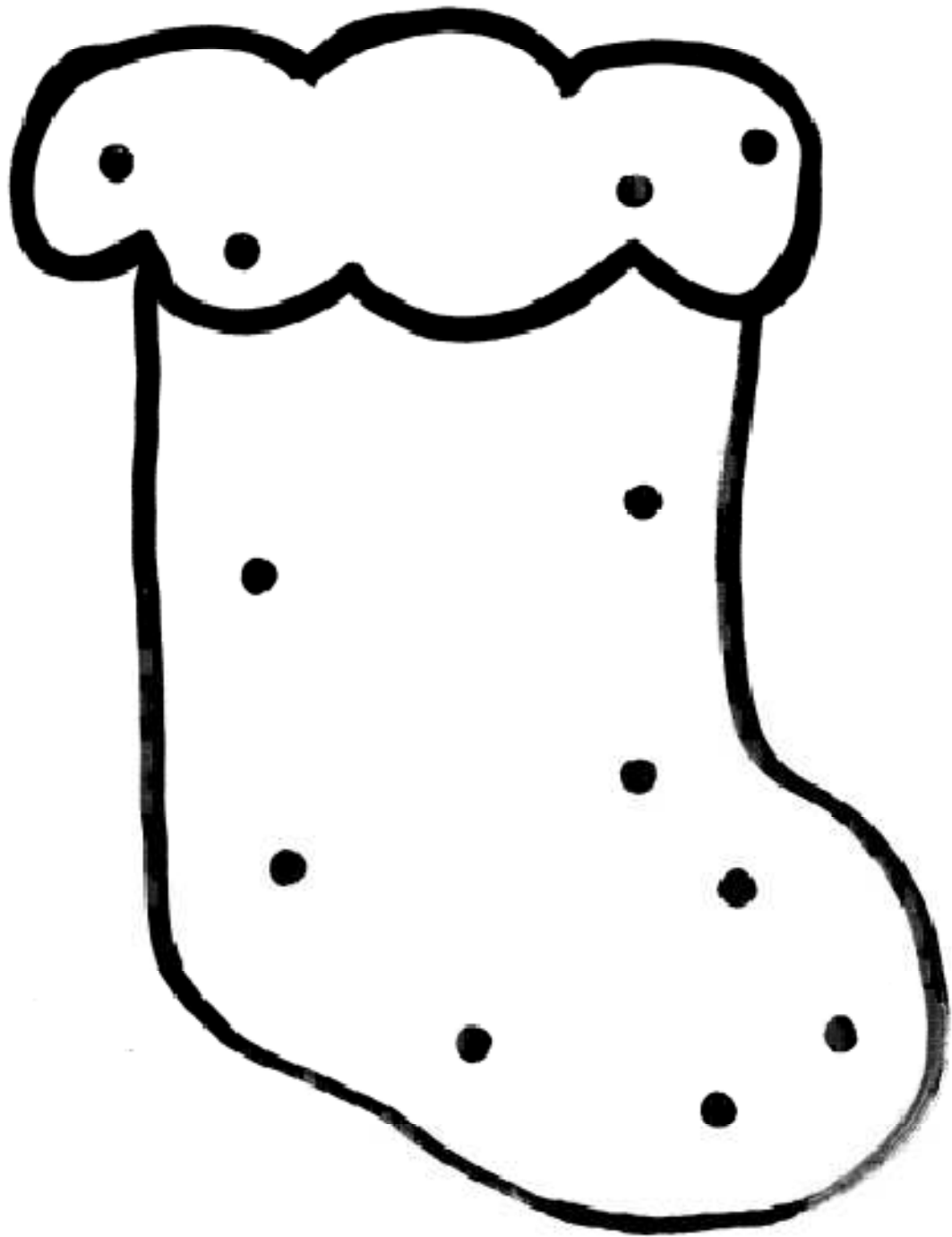
Barn



Pumpkin



Stocking/Mukluk



Cowboy Hat

