

# Scribble Art For Every Season

By The K-Crew

Bonnie Jackson and Shelley Vaughn

Scribble Art projects designed  
For fall, winter, and spring


Visit our website for more innovative ideas:  
[www.thekcrew.net](http://www.thekcrew.net)

# Contents


<b>Fall:</b>	acorn, apple tree, fall leaves, squirrel
<b>Halloween:</b>	bat, black cat, jack-o-lantern, spider, witch
<b>Thanksgiving:</b>	Mayflower, Pilgrim, turkey
<b>Christmas:</b>	Christmas tree, gingerbread man, holly, Santa
<b>Winter:</b>	snowflake, snowman
<b>New Year's:</b>	black-eyed peas, New Year's Party
<b>Valentine's:</b>	valentine
<b>Spring:</b>	bunny, chick, flowers, ladybug, rainbow, shamrock

To create "projects," you will need: file folders (or 12"x18" paper), crayons, and a black marker.

1. Choose a project from the book.
2. Use crayons to copy each of the steps onto the left side of the folder/paper.
3. Use crayons to copy the final picture onto the right side of the folder/paper.
4. Use the black marker to write its name.



or



Here's how we utilize scribble art projects in our fine motor center:

Each week, a different project is placed in the fine motor center. The teacher determines which project according to level of difficulty, letter focus, or unit of study.

The student copies the 3 steps to create the final picture. Each step uses a different "scribble" (pull/push strokes, curved, spiral, straight lines) to add details. Then the student writes the word naming the picture.

Each student must complete a scribble art project each week to complete the fine motor center.

For more information, please check out our:

Centers Philosophy: [www.thekcrew.net/centersphilosophy.html](http://www.thekcrew.net/centersphilosophy.html)

Fine Motor Page: [www.thekcrew.net/finemotor.html](http://www.thekcrew.net/finemotor.html)

Scribble Art Page: [www.thekcrew.net/scribbleart.html](http://www.thekcrew.net/scribbleart.html)

Units & Centers Page: [www.thekcrew.net/units.html](http://www.thekcrew.net/units.html)

Home Page: [www.thekcrew.net](http://www.thekcrew.net)

E-mail us at: [kindercrew@yahoo.com](mailto:kindercrew@yahoo.com)

1.




2.



3.



acorn



acorn


1.




2.



3.



holly

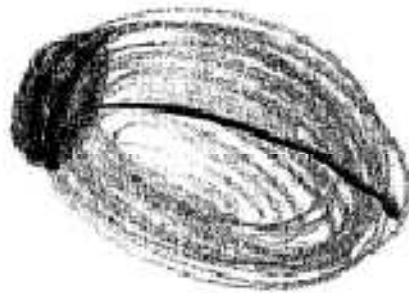


**holly**

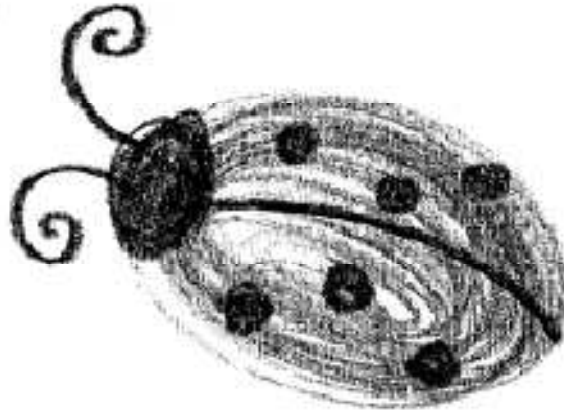
1.



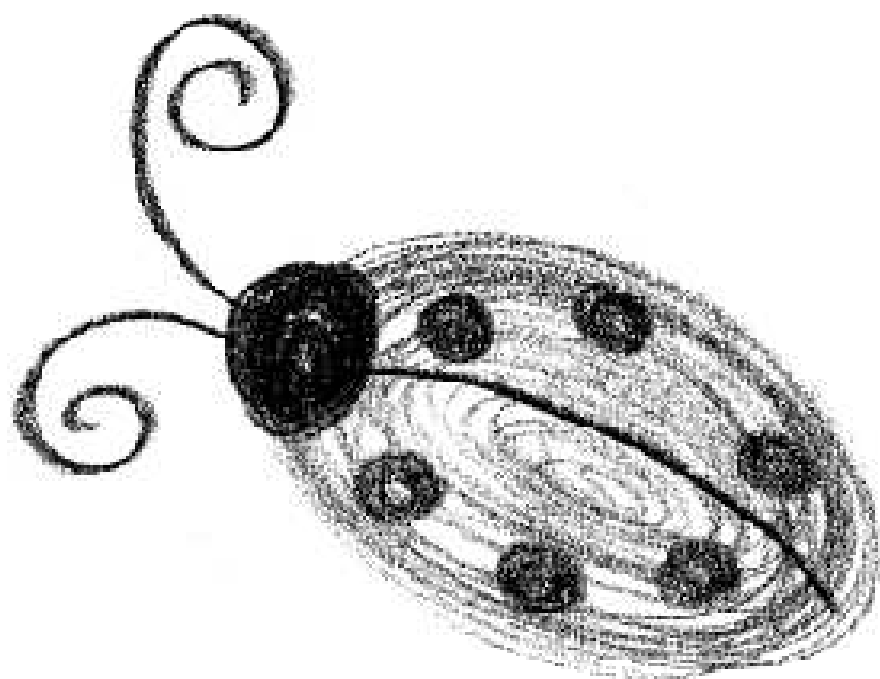
2.



3.



ladybug



ladybug