

Scribble Art

By The K-Crew

Bonnie Jackson and Shelley Vaughn

45 Scribble Art projects
designed to help children
notice details and develop fine
motor control


Visit our website for more innovative ideas:
www.thekcrew.net

Contents

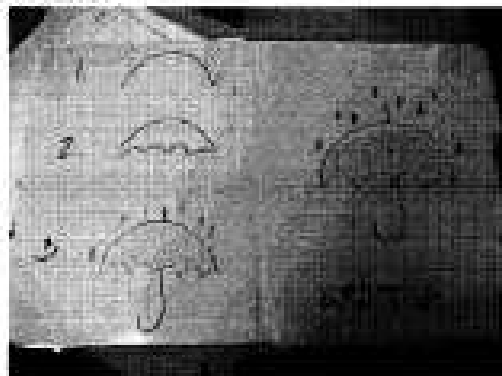
A	ant, apple	N	nest
B	bear, brontosaurus, butterfly	O	octopus
C	clown, cowboy, crab	P	penguin, pig
D	dinosaur, dog	Q	queen
E	egg, elephant	R	rabbit, ring
F	fire, frog	S	snail, suitcase
G	giraffe, grapes	T	tree, turtle
H	happy, helicopter, horse	U	umbrella
I	ice cream	V	violet
J	jump rope	W	wagon, watermelon
K	kettle, kite	X	xylophone
L	lamb, lion	Y	yo-yo
M	M&M's, mouse	Z	zipper

To create "projects," you will need: file folders (or 12"x18" paper), crayons, and a black marker.

1. Choose a project from the book.
2. Use crayons to copy each of the steps onto the left side of the folder/paper.
3. Use crayons to copy the final picture onto the right side of the folder/paper.
4. Use the black marker to write its name.



or



Here's how we utilize scribble art projects in our fine motor center:

Each week, a different project is placed in the fine motor center. The teacher determines which project according to level of difficulty, letter focus, or unit of study.

The student copies the 3 steps to create the final picture. Each step uses a different "scribble" (pull/push strokes, curved, spiral, straight lines) to add details. Then the student writes the word naming the picture.

Each student must complete a scribble art project each week to complete the fine motor center.

For more information, please check out our:

Centers Philosophy: www.thekcrew.net/centersphilosophy.html

Fine Motor Page: www.thekcrew.net/finemotor.html


Scribble Art Page: www.thekcrew.net/scribbleart.html

Units & Centers Page: www.thekcrew.net/units.html


Home Page: www.thekcrew.net

E-mail us at: kindercrew@yahoo.com

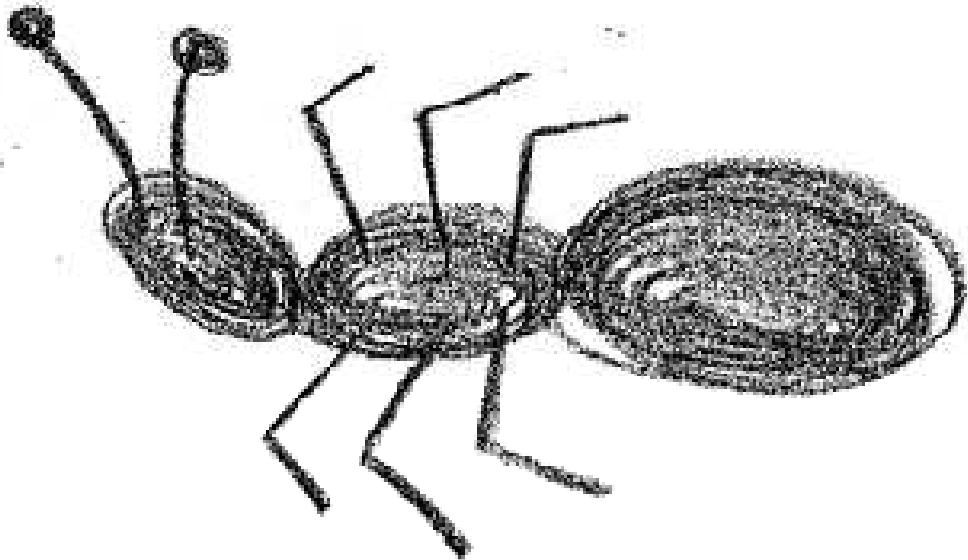
1.



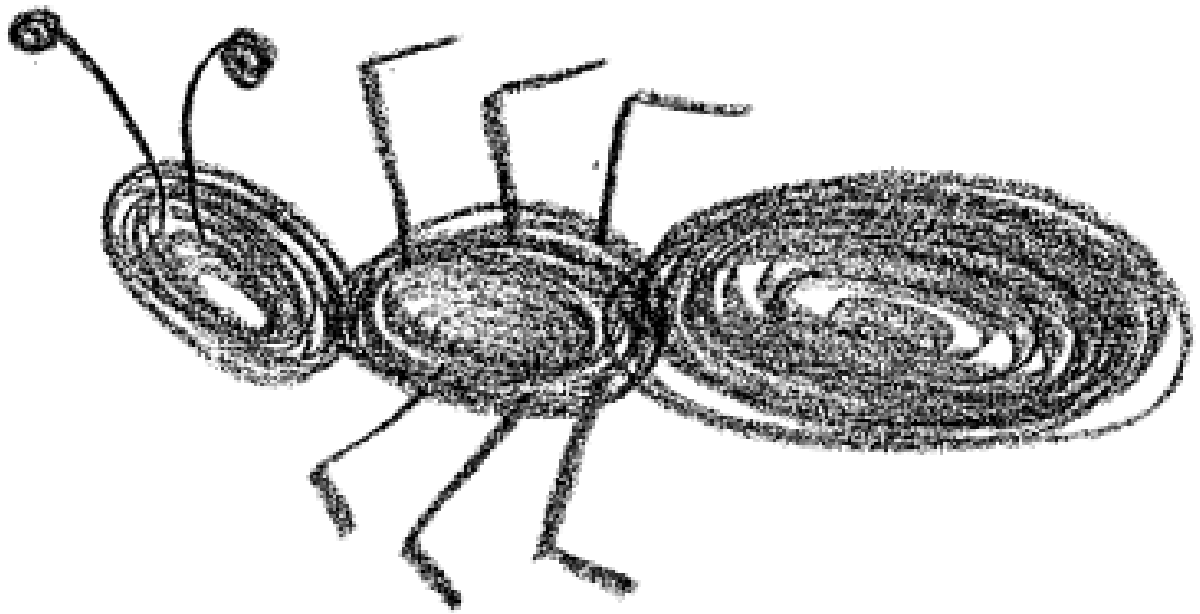
2.



3.



ant




ant

1.




2.



3.



giraffe



giraffe