

Ready, Set, READ!

Perfect Books for
Emergent Readers
Volume 2

*Includes Emergent Reader Blackline
Masters for School, All About Me,
Folktales, Fall, The Farm, Thanksgiving,
and Christmas*

By The K-Crew, Inc.
Bonnie Jackson and Shelley Vaughn

Ready, Set, READ!

There are 30 masters in this book, organized by unit of study. Each master is designed to be copied and stapled into a booklet. The masters formatted as half-sheets will need to be cut before assembling into booklets. Most of the booklets are "reader ready" but some are interactive requiring the use of stick puppets, coloring the illustrations, adding comic samples, or illustrating a page.

School

•At School, I Go To School, My Backpack School Rules

All About Me

Body Parts, •My 5 Senses, •Families

Fairytales

The 3 Bears, •The 3 Pigs, •The 3 Billy Goats Gruff, •The Gingerbread Man

Fall

The Story of an Apple, The Story of a Pumpkin, The Pumpkin, •Fall Leaves, In the Fall, Fire, The Fireman's Truck

The Farm

On the Farm, Animal Talk, Animal Moms, The Farmer

Thanksgiving

•The Turkey, Thanksgiving Dinner, The Pilgrim and Indian Book, The Story of the Pilgrims

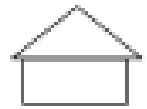
Christmas

•The Christmas Tree, Santa's Sack, Santa At the North Pole, The Sounds of Christmas

Ready, Set, READ!

Special Directions:

•**At School** Students will need to create something using paper, pencil, crayon, scissors, and glue to add to the last page. An easy project for the beginning of the school year would be cutting shapes (rectangle and triangle) to color and glue together to form a house.



•**My 5 Senses** Students will need to add samples to the boxes found on each sense's page. This was a project that lasted several days, so there was a lot of practice before sending this reader home. Some easy samples could be pictures cut from a magazine, student drawn illustrations, or actual samples (Velcro or bubble wrap for hearing, sand paper or satin for feeling, scented lotion or extract for smelling, aluminum foil or colored cellophane for seeing, etc.).

•**Families** Each student will need to add a picture (photograph or illustration) of his or her family to the last page.

•**The 3 Pigs** Students will use the puppets to retell the story. A pattern for each character is found at the end of the story.

•**The 3 Billy Goats Gruff** Students will use the puppets to retell the story. A pattern for each character is found at the end of the story.

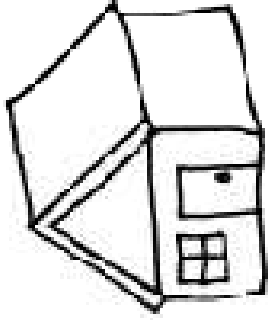
•**The Gingerbread Man** Students will use the puppets to retell the story. A pattern for the gingerbread man is found at the end of the story.

•**Fall Leaves** Students will use their knowledge of color words to appropriately illustrate each page.

•**The Turkey** Students will use their knowledge of color words to appropriately illustrate each page.

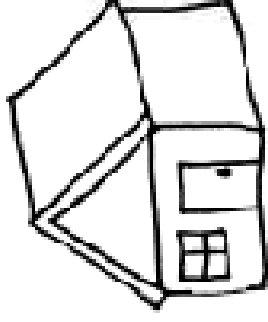
•**The Christmas Tree** Students will use their knowledge of color words to appropriately illustrate each page.

Families




by The K-Crew

Families



by The K-Crew



**Families can
have a dad.**




**Families can
have a dad.**




**Families can
have a mom.**



**Families can
have a mom.**




**Families can
have a brother.**



**Families can
have a brother.**



**Families can
have a sister.**




**Families can
have a sister.**




**Families can
have a baby.**



**Families can
have a baby.**



**Families can
have a pet.**



**Families can
have a pet.**

**Here is my
family.**

**Here is my
family.**