

The K-Crew presents:

Kids in Charge!

Literacy Centers that Allow Learners to Lead the Way

Balanced Literacy Method

This method blends the best of "whole language" and "phonics" instruction. Neither is completely effective without the other... and the results are amazing!

Literacy Centers

The time spent in centers is a time for students to:

- *strengthen skills/concepts learned in class,
 - *develop good work habits,
 - *assess their own strengths and weaknesses,
 - *share this knowledge with others by discussing it or showing how to use it,
 - *develop responsibility for their learning, as well as class materials/supplies,
 - *learn how to solve problems independently and cooperatively.
- *assess their own knowledge,
 - *use time management skills,
 - *use this assessment to direct their choice of centers,

If this sounds like a lot of freedom, responsibility, and decision-making, it is! But we do LOTS of training and modeling at the beginning of the year. By October, the students are working independently in centers so that we may work with small groups (for guided reading, letter/word study, phonemic awareness activities, shared writing, etc.).

Questions? Comments? Want to know more?

Check out our website: www.thekcrew.net

Centers Management System

Each center has a certain number of center pins (determined by space and teacher). To go to a center, the student must clip the center pin to his/her collar (so we can see at a glance which center a child is working in).

Once a student has finished working in his center, he cleans up and shows his work (if there is a finished product) to the teacher. He then needs to record that he has worked in that center by coloring the appropriate icon on his center card. If he has completed a "product center," (*ABC, fine motor, writing, art*) then he must also record completion by coloring the center's icon on the teacher's "check-off" clipboard. Then he can repeat this process with other centers until center time is over. This process allows students to work at their own pace... not that of "the group."

Children are free to choose the centers they work in, but each student MUST complete the 4 "product" centers (*art, fine motor, writing, ABC*) every week. This is easy to "keep track" by using the "check-off" clipboard.

Literacy Centers

(See photos and TEKS for each center on our website- <http://thekcrew.net/units.html>)

***ABC Center (ABC is a product center.)**

ABC Sort/Record (Students sort a given number of plastic letters, then record the results on paper.)

ABC Find (Students use yellow crayon to highlight the letter of the week.)
Letter/Sound Match (Students letters to objects)

ABC Arcs (Students place letters in alphabetical order.)

Capital/Lowercase Match (Students match capital letters to lowercase letters.)

Alphabetical Order (Students first place words in alphabetical order, then record them.)

Questions? Comments? Want to know more?

Check out our website: www.thekcrew.net

***Writing Center (Writing is a product center.)**

Prewriting Guides (Students must copy these exactly.)

Stamp Words (Students spell out words using letter stamps.)

Writing Journal (Students respond to a writing prompt in writing journals.

Writing For Real! (Students write lists, labels, cards, letters, and posters.)

***Fine Motor Center (Fine Motor is a product center.)**

Perforating (Students use pushpins to perforate letters, words, or shapes.)

Scribble Art (Students copy each step to create a picture.)

Tracing (Students trace simple pictures.)

***Art Center (Art is a product center.)**

Students create unit-related masterpieces. Throughout the year, students will learn about:

* painting/how to hold a paintbrush

* mosaic

* sculpture

* watercolor techniques

* printmaking

* chalk drawing

* composition

* stamping

* weaving

***Reading Center**

Reading Around the Room (Students use special pointers while reading.)

More Reading (Students choose from lots of different reading materials...big

books, class-made books, poems, charts, room labels, library books,

classroom books, etc.)

Highlighting (Students use highlighting tape to highlight specific letters, blends,

digraphs, words, or punctuation.

Questions? Comments? Want to know more?

Check out our website: www.thekcrew.net

***Pocket Chart Center**

Print Matching (Students can match words to charts, create sentences, etc.)

Fill-In-The-Blank (Students may also fill in the blank to create new sentences.

This is a great activity for Nursery Rhymes and songs.)

Letter/Sound Match (Students match pictures to letters.)

Sound Sorting (Students sort picture by initial or final sound, by rime, or by number of syllables.)

***Overhead Center**

Highlighting (Students use dry erase markers to highlight specific letters,

blends, digraphs, words, or punctuation.)

Writing (Students may also write or copy words using the overhead projector. They write everything from word studies to stories!)

***Rhyme Time Center**

Rhyme Match (Students match pairs of words, pictures, or objects that rhyme. Then they record the pairs on paper.)

Rhyme Search (Students search through familiar poems and books to find words that rhyme. Rhymes may be sorted by those which have similar spellings and those which do not.)

***Word Center**

Fill-In-The-Blank (Students fill in the blanks to complete the word.)

Word Families (Students add a letter in the window to create different words in the same family.)

Clothesline (Students clip letters in order to create words.)

Magnetic Letters (Students create words using magnetic letters.)

Making Sentences (Students put words in order to create logical sentences.)

Questions? Comments? Want to know more?

Check out our website: www.thekrew.net

***Publishing Place**

Students edit their stories, add illustrations, and publish them into book form.

***Sewing Center**

Students punch holes around the perimeter of a shape and then sew through the holes.

***Listening Center**

Students listen to books on tape, then respond to the story by recording their ideas on paper.

***Storytelling Center**

Students retell a story using simple props.

***Science Center**

Science Collages (Students look for pictures with certain characteristics to add to the collage.)
Discovery Bottles (Students explore lots of different materials housed in plastic bottles.)
Science Experiments (Students can also perform simple science experiments in this center.)

***Drama Center**













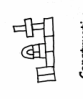




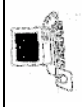
Students create unit-related "buildings" to pretend in.













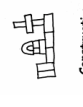





***Construction Center**













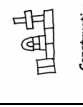





Students create buildings then record the blueprints in the construction journal.













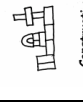


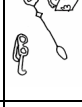


Questions? Comments? Want to know more?

Check out our website: www.thekcrew.net

name: week:			 Sketching	 Labyrinths	 ABC
 Overhead	 Science & Discovery	 Fine Motor	 Rhyme Time	 Music	 Writing
 Home	 Storytelling	 Art	 Construction	 Publishing Place	 Computer
 Reading	 Drama	 Playdough			













































































































name: week:			 Sketching	 Labyrinths	 ABC
 Overhead	 Science & Discovery	 Fine Motor	 Rhyme Time	 Music	 Writing
 Home	 Storytelling	 Art	 Construction	 Publishing Place	 Computer
 Reading	 Drama	 Playdough			

name: week:			 Sketching	 Labyrinths	 ABC
 Overhead	 Science & Discovery	 Fine Motor	 Rhyme Time	 Music	 Writing
 Home	 Storytelling	 Art	 Construction	 Publishing Place	 Computer
 Reading	 Drama	 Playdough			

name: week:			 Sketching	 Labyrinths	 ABC
 Overhead	 Science & Discovery	 Fine Motor	 Rhyme Time	 Music	 Writing
 Home	 Storytelling	 Art	 Construction	 Publishing Place	 Computer
 Reading	 Drama	 Playdough			

Questions? Comments? Want to know more?
Check out our website: www.thekrew.net

week:

	ABC ABC	 Fine Motor	 Fine Motor	 Fine Motor		ABC ABC	 Fine Motor	 Fine Motor	 Fine Motor		ABC ABC	 Fine Motor	 Fine Motor	 Fine Motor
	ABC ABC	 Fine Motor	 Fine Motor	 Fine Motor		ABC ABC	 Fine Motor	 Fine Motor	 Fine Motor		ABC ABC	 Fine Motor	 Fine Motor	 Fine Motor
	ABC ABC	 Fine Motor	 Fine Motor	 Fine Motor		ABC ABC	 Fine Motor	 Fine Motor	 Fine Motor		ABC ABC	 Fine Motor	 Fine Motor	 Fine Motor
	ABC ABC	 Fine Motor	 Fine Motor	 Fine Motor		ABC ABC	 Fine Motor	 Fine Motor	 Fine Motor		ABC ABC	 Fine Motor	 Fine Motor	 Fine Motor
	ABC ABC	 Fine Motor	 Fine Motor	 Fine Motor		ABC ABC	 Fine Motor	 Fine Motor	 Fine Motor		ABC ABC	 Fine Motor	 Fine Motor	 Fine Motor
	ABC ABC	 Fine Motor	 Fine Motor	 Fine Motor		ABC ABC	 Fine Motor	 Fine Motor	 Fine Motor		ABC ABC	 Fine Motor	 Fine Motor	 Fine Motor
	ABC ABC	 Fine Motor	 Fine Motor	 Fine Motor		ABC ABC	 Fine Motor	 Fine Motor	 Fine Motor		ABC ABC	 Fine Motor	 Fine Motor	 Fine Motor
	ABC ABC	 Fine Motor	 Fine Motor	 Fine Motor		ABC ABC	 Fine Motor	 Fine Motor	 Fine Motor		ABC ABC	 Fine Motor	 Fine Motor	 Fine Motor
	ABC ABC	 Fine Motor	 Fine Motor	 Fine Motor		ABC ABC	 Fine Motor	 Fine Motor	 Fine Motor		ABC ABC	 Fine Motor	 Fine Motor	 Fine Motor
	ABC ABC	 Fine Motor	 Fine Motor	 Fine Motor		ABC ABC	 Fine Motor	 Fine Motor	 Fine Motor		ABC ABC	 Fine Motor	 Fine Motor	 Fine Motor
	ABC ABC	 Fine Motor	 Fine Motor	 Fine Motor		ABC ABC	 Fine Motor	 Fine Motor	 Fine Motor		ABC ABC	 Fine Motor	 Fine Motor	 Fine Motor
	ABC ABC	 Fine Motor	 Fine Motor	 Fine Motor		ABC ABC	 Fine Motor	 Fine Motor	 Fine Motor		ABC ABC	 Fine Motor	 Fine Motor	 Fine Motor

Questions? Comments? Want to know more?
Check out our website: www.thekrew.net

Sample Full-Day Schedule

8:05	Arrival/Announcements (20 minutes)
8:25	Circle Activities/Name of the Day (20 minutes)
8:45	Buzz Book/Shared Writing (15 minutes)
9:00	Journals/Independent Writing (30 minutes)
9:30	Shared Reading/Centers/Groups (60 minutes)
10:30	Unit Related Lesson/Science/Social Studies (45 minutes)
11:15	Focus Poetry (15 minutes)
11:30	Lunch/Recess (60 minutes)
12:30	Group Lesson/Art/Singing/Drama (30 minutes)
1:00	Problem of the Day/Math Lesson/Activities (60 minutes)
2:00	Specials (PE/Music/Computer/Library) (45 minutes)
2:45	Read Alouds/Dismissal (15 minutes)

Questions? Comments? Want to know more?
Check out our website: www.thekcrew.net