



After the Buzz

What Young Writers Need After Shared Writing



by The K-Crew, Inc.

Bonnie Jackson and Shelley Vaughn

"What exactly is the Buzz Book?"

The Buzz Book is just interactive or shared writing, disguised as a "morning message" in which the students must respond in some way. Of course, writing is always part of the response!

"What exactly is After the Buzz?"

The activities in this book provide students with the opportunity to personally respond to shared writing experiences.

"How do I use After the Buzz?"

- Step 1 The teacher should choose an appropriate shared writing lesson.
- Step 2 Use the lesson to: teach concepts of print, enhance vocabulary, and encourage students to share their ideas in an organized manner.
- Step 3 The teacher makes copies of a corresponding After the Buzz writing prompt for each student. Each writing prompt includes a Buzz Book message reference as a footnote.
- Step 4 Each student receives the same writing prompt. As a class, read and discuss the prompt.
- Step 5 Students take their papers to their seats to respond by drawing, labeling, and writing. Students should compile these prompts in a binder. Copies of each student's work may be bound together in a class book, as well.

Name _____

Date stamp: _____

Draw a picture of your favorite breakfast foods.

Label your pictures.

Name:


Date stamp:

Draw pictures of your favorite things that are purple.
Label the pictures.

Name:

Date stamp:

Use the squares below to draw a picture. Add details to the picture. What did you draw?



Buzz Book message, page B9: What is shaped like a square?

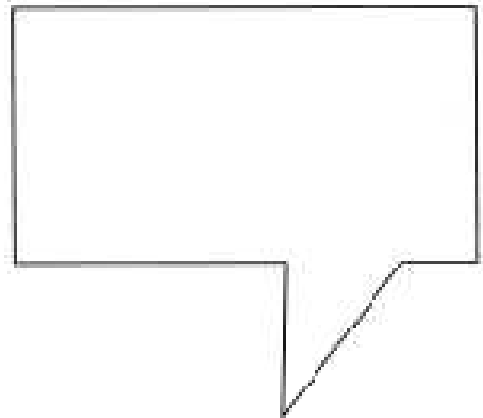
Name:

Date stamp:

Draw a picture of a farmer. What is the farmer wearing?

Date stamp:

Squanto taught the Pilgrims many things. Draw a picture of Squanto meeting the Pilgrims. Write what they might have said in the speech bubbles.



Buzz Book message, page 140: Write some words that go with Pilgrims.

Name:

Date stamp:

Your pet dinosaur was hungry. So you took him to

_____ . He ordered

_____ .

Name:

Date stamp

Design your own cowboy boots. Where will you wear them?

Name:

Date stamp:

Make a list of things that insects can do.