

Sorts, Sounds, and More!

The ABC Center Book

This book consists of three sections of activities designed to be used in the "ABC center." As the teacher, you may "pick and choose" which activities meet your students' needs.

The **Sorts Section** contains a sorting/recording sheet for each letter of the alphabet. Students will use a variety of manipulative letters to sort by the characteristics designated on each sheet. We suggest having many different "fonts," textures, and sizes, as well as providing upper and lowercase letter manipulatives. After sorting, students will use the same sheet to record their results. This section also includes a variety of other ways to sort letters.

Sorting by letter

Shelley

V v	not V v
v v	n u a
v v	r n k Y
V V	m d s c
v v	x e

Sorting by other characteristic


Bob

zigzag letters	not zigzag letters
v M z	a p m r
w v	x k f
N z	u q h


The **Sounds Section** consists of "picture dictionary" pages for each letter of the alphabet and a few simple digraphs. The class should brainstorm as many appropriate words as possible before students complete their picture dictionaries independently, as pairs, or in teams. To complete a picture dictionary, students will draw six pictures illustrating words which begin with the designated letter. They should also label each picture using their prior knowledge of letters/sounds.

This section also includes a recording sheet for challenging sound activities. Students choose a sound (not just a letter) represented in multiple words. The sound may be heard (not necessarily written) at the beginning, middle, or end of the word. Students will draw and label pictures similarly to the other picture dictionary activities. However, they must circle where the designated sound is heard in each word.

Letter Picture Dictionary



Sound Picture Dictionary



The Order Section consists of simple icons which students will cut and paste in alphabetical order. A blank ordering sheet is provided for students wishing to alphabetize their own sets of words (friends' names, word wall words, color words, etc.).



To use these activities, simply make a copy for each student.

Sorts Section

name

R r

not R r

name

hanging
letters

not hanging
letters

Sounds Section

name _____

Think of 6 things that begin with the letter "p." Draw 1 in each box. Label each picture with its name.

_____	_____	_____
_____	_____	_____







What has the / / sound?

beginning middle end	beginning middle end	beginning middle end

Order Section

name





Put these words in alphabetical order.

 acorns	 squirrel	 tree
 leaf	 sweater	 football

Name: _____

Put the pictures in alphabetical order.

--	--	--	--

			
candy cane	elf	angel	reindeer